
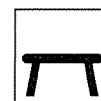


Garden City 2018
May 19-20
JO 2 2006-08



#	Athlete	Team	T			B			B			V			AA		
			D	Score	Rk	D	Score	Rk	D	Score	Rk	D	Score	Rk	D	Score	Rk
1476	KEO Emilyna	Surrey Gymnastic Society	10.00	9.400	1	10.00	9.650	2	10.00	9.600	2	10.00	9.650	1	40.00	38.300	1
1567	VILLAMIL Sofia	Surrey Gymnastic Society	10.00	9.050	3	10.00	9.700	1	10.00	9.800	1	10.00	9.400	2	40.00	37.950	2
1302	ANGEL Nevaeh	Falcon Gymnastics	10.00	9.050	3	10.00	9.650	2	10.00	9.300	5	10.00	9.350	3	40.00	37.350	3
1416	MACLEOD Elizabeth	Chimo Gymnastics	10.00	8.750	8	10.00	9.300	4	10.00	9.450	3	10.00	9.300	5	40.00	36.800	4
1306	EDWARDS Abbey	Falcon Gymnastics	10.00	8.600	10	10.00	9.100	6	10.00	9.450	3	10.00	9.350	3	40.00	36.500	5
1304	FALCONER Grace	Falcon Gymnastics	10.00	9.100	2	10.00	8.900	10	10.00	8.850	12	10.00	9.250	7	40.00	36.100	6
1467	CARTER Kiana	Surrey Gymnastic Society	10.00	9.050	3	10.00	9.300	4	10.00	8.850	12	10.00	8.800	13	40.00	36.000	7
1305	HARTMAN Dali	Falcon Gymnastics	10.00	8.850	6	10.00	8.750	13	10.00	9.050	8	10.00	9.300	5	40.00	35.950	8
1764	NEWMAN Annika	Chimo Gymnastics	10.00	8.700	9	10.00	9.000	9	10.00	9.100	7	10.00	9.000	9	40.00	35.800	9
1418	HIBBERD Ayla	Chimo Gymnastics	10.00	8.800	7	10.00	9.050	8	10.00	8.950	10	10.00	9.000	9	40.00	35.800	9
1421	WELSH Maise	Chimo Gymnastics	10.00	8.500	11	10.00	8.900	10	10.00	9.150	6	10.00	8.850	12	40.00	35.400	11
1411	CERIA Kayiah	Chimo Gymnastics	10.00	8.400	12	10.00	8.900	10	10.00	8.900	11	10.00	9.050	8	40.00	35.250	12
1423	COOMBS Rion	Chimo Gymnastics	10.00	8.200	14	10.00	9.100	6	10.00	9.000	9	10.00	8.750	15	40.00	35.050	13
1314	WATSON Sylvie	Falcon Gymnastics	10.00	8.400	12	10.00	8.700	14	10.00	8.750	15	10.00	8.900	11	40.00	34.750	14
1771	MOORE Jenna	Chimo Gymnastics	10.00	8.000	16	10.00	8.100	15	10.00	8.800	14	10.00	8.700	16	40.00	33.600	15
1767	RICHARDS Callie	Chimo Gymnastics	10.00	8.100	15	10.00	7.600	16	10.00	8.400	16	10.00	8.800	13	40.00	32.900	16

Generated Wed, 23 May 2018 15:53:29 -0700 in 0.002 seconds by kscore.ca

Garden City 2018

May 19-20

JO 2 2009




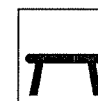
#	Athlete	Team	D	Score	Rk	D	Score	Rk	D	Score	Rk	D	Score	Rk	D	Score	Rk
1564	RAKHRA Harsimran	Surrey Gymnastic Society	10.00	9.350	1	10.00	9.600	1	10.00	9.750	1	10.00	9.550	1	40.00	38.250	1
1475	ISAACSON Isabeau	Surrey Gymnastic Society	10.00	9.200	3	10.00	9.450	5	10.00	9.500	3	10.00	9.500	2	40.00	37.650	2
1313	SHRESTHA Ebonie	Falcon Gymnastics	10.00	9.200	3	10.00	9.600	1	10.00	9.250	7	10.00	9.500	2	40.00	37.550	3
1472	GARBE Sanne-Lise	Surrey Gymnastic Society	10.00	9.100	6	10.00	9.600	1	10.00	9.450	4	10.00	9.200	6	40.00	37.350	4
1407	MORRISON Peyton	Chimo Gymnastics	10.00	9.300	2	10.00	9.200	8	10.00	9.300	6	10.00	9.400	5	40.00	37.200	5
1471	GARBE Adriana	Surrey Gymnastic Society	10.00	9.000	9	10.00	9.500	4	10.00	9.650	2	10.00	9.000	10	40.00	37.150	6
1312	ROSE-TREGEAR Amy	Falcon Gymnastics	10.00	9.100	6	10.00	8.900	12	10.00	9.000	11	10.00	9.200	6	40.00	36.200	7
1417	FYFE Adeline	Chimo Gymnastics	10.00	9.050	8	10.00	8.950	11	10.00	9.200	8	10.00	8.800	13	40.00	36.000	8
1310	PICKWICK Sophia	Falcon Gymnastics	10.00	8.700	10	10.00	9.400	6	10.00	8.950	13	10.00	8.750	15	40.00	35.800	9
1413	CUDMORE Indie	Chimo Gymnastics	10.00	9.200	3	10.00	9.100	9	10.00	8.750	17	10.00	8.750	15	40.00	35.800	9
1307	MCTAGGART Maya	Falcon Gymnastics	10.00	8.700	10	10.00	9.300	7	10.00	8.600	18	10.00	9.100	8	40.00	35.700	11
1308	MOLLIN Taylor	Falcon Gymnastics	10.00	8.200	17	10.00	8.800	14	10.00	9.000	11	10.00	9.450	4	40.00	35.450	12
1311	PRYER Maryssa	Falcon Gymnastics	10.00	8.600	15	10.00	9.050	10	10.00	8.900	14	10.00	8.800	13	40.00	35.350	13
1409	BRADY Ruby	Chimo Gymnastics	10.00	8.650	13	10.00	8.600	15	10.00	9.350	5	10.00	8.750	15	40.00	35.350	13
1309	MURDOCK Simone	Falcon Gymnastics	10.00	8.700	10	10.00	8.600	15	10.00	9.200	8	10.00	8.550	18	40.00	35.050	15
1768	ROBERTSON Elise	Chimo Gymnastics	10.00	8.400	16	10.00	8.550	17	10.00	9.050	10	10.00	9.000	10	40.00	35.000	16
1769	NIXON Ella	Chimo Gymnastics	10.00	8.650	13	10.00	8.500	18	10.00	8.850	16	10.00	8.900	12	40.00	34.900	17
1301	BRIGDEN Kaylie	Falcon Gymnastics	10.00	6.550	18	10.00	8.850	13	10.00	8.900	14	10.00	9.050	9	40.00	33.350	18

Generated Wed, 23 May 2018 15:53:45 -0700 in 0.003 seconds by kscore.ca

Garden City 2018

May 19-20

JO 2 2010-12




#	Athlete	Team	D	Score	Rk	D	Score	Rk	D	Score	Rk	D	Score	Rk	D	Score	Rk
1414	GEORGIEVA Yoanna	Chimo Gymnastics	10.00	9.350	1	10.00	8.800	3	10.00	9.300	2	10.00	9.150	5	40.00	36.600	1
38	MILLIN Carlaya	Club Aviva	10.00	8.800	5	10.00	8.750	4	10.00	9.400	1	10.00	9.400	1	40.00	36.350	2
229	REILLY Layla	Delta Gymnastics Society	10.00	8.550	7	10.00	8.500	9	10.00	9.250	3	10.00	9.250	4	40.00	35.550	3
1408	SACCUCCI Arianna	Chimo Gymnastics	10.00	8.900	3	10.00	8.850	2	10.00	8.700	8	10.00	9.050	6	40.00	35.500	4
1303	CHOW Jayla	Falcon Gymnastics	10.00	8.400	9	10.00	8.500	9	10.00	9.000	4	10.00	9.300	2	40.00	35.200	5
2947	WHEATLEY Esme	Port Alberni Gymnastics Academy	10.00	9.000	2	10.00	9.000	1	10.00	8.550	11	10.00	8.500	13	40.00	35.050	6
36	MAROM Nina	Club Aviva	10.00	8.000	13	10.00	8.700	5	10.00	8.750	7	10.00	9.300	2	40.00	34.750	7
3456	DOBERSTEIN Hailey	Nanaimo Gymnastics School	10.00	8.250	10	10.00	8.700	5	10.00	8.950	5	10.00	8.500	13	40.00	34.400	8
2946	FRANK Tora	Port Alberni Gymnastics Academy	10.00	8.050	12	10.00	8.550	8	10.00	8.900	6	10.00	8.650	9	40.00	34.150	9
37	LEALESS Madison	Club Aviva	10.00	8.450	8	10.00	8.400	11	10.00	8.600	10	10.00	8.600	11	40.00	34.050	10
3460	WARE-OXBURY Teegan	Nanaimo Gymnastics School	10.00	8.850	4	10.00	8.400	11	10.00	8.200	15	10.00	8.600	11	40.00	34.050	10
39	FUSS Adeline	Club Aviva	10.00	8.600	6	10.00	8.050	13	10.00	8.300	13	10.00	9.000	7	40.00	33.950	12
3459	BOULTON Charleigh	Nanaimo Gymnastics School	10.00	8.150	11	10.00	8.600	7	10.00	8.500	12	10.00	8.400	15	40.00	33.650	13
237	MAIN Jessica	Delta Gymnastics Society	10.00	7.950	14	10.00	7.600	14	10.00	8.700	8	10.00	8.800	8	40.00	33.050	14
3455	SUNA Nadya	Nanaimo Gymnastics School	10.00	7.950	14	10.00	7.400	15	10.00	8.250	14	10.00	8.650	9	40.00	32.250	15

Generated Wed, 23 May 2018 15:54:01 -0700 in 0.002 seconds by kscore.ca

Garden City 2018

May 19-20

JO 3 2005-08



#	Athlete	Team	D			D			D			D			D		
			Score	Rk		Score	Rk		Score	Rk		Score	Rk		Score	Rk	
1402	KOSZMAN Laeni	Chimo Gymnastics	10.00	9.175	5	10.00	8.900	9	10.00	9.300	1	10.00	9.550	1	40.00	36.925	1
1405	GEORGIEVA Liliya	Chimo Gymnastics	10.00	9.175	5	10.00	9.225	2	10.00	9.050	6	10.00	9.425	2	40.00	36.875	2
163	JOHNSON Madison	Falcon Gymnastics	10.00	9.650	1	10.00	8.725	11	10.00	9.150	4	10.00	9.225	6	40.00	36.750	3
1415	SACCUCCI Isabella	Chimo Gymnastics	10.00	8.975	12	10.00	9.275	1	10.00	9.100	5	10.00	9.200	7	40.00	36.550	4
2035	BYRNE Kate	Nanaimo Gymnastics School	10.00	9.000	10	10.00	9.200	4	10.00	9.175	3	10.00	9.100	9	40.00	36.475	5
856	LONDONO Inez	Duncan Dynamics Gymnastics Club	10.00	8.950	13	10.00	9.000	6	10.00	8.950	9	10.00	9.425	2	40.00	36.325	6
1412	CUDMORE Charlie	Chimo Gymnastics	10.00	9.325	3	10.00	9.225	2	10.00	8.700	11	10.00	8.975	11	40.00	36.225	7
175	SHERA McKenzie	Falcon Gymnastics	10.00	9.125	7	10.00	8.475	14	10.00	9.275	2	10.00	9.175	8	40.00	36.050	8
1403	QUINN Lauren	Chimo Gymnastics	10.00	9.350	2	10.00	8.800	10	10.00	8.375	16	10.00	9.375	4	40.00	35.900	9
50	KANG Isabella	Club Aviva	10.00	8.725	17	10.00	8.925	8	10.00	8.850	10	10.00	8.900	12	40.00	35.400	10
176	SHERA Robyn	Falcon Gymnastics	10.00	8.850	16	10.00	8.650	13	10.00	9.050	6	10.00	8.800	15	40.00	35.350	11
2034	BYRNE Camryn	Nanaimo Gymnastics School	10.00	9.000	10	10.00	8.700	12	10.00	9.025	8	10.00	8.450	16	40.00	35.175	12
858	POWER Chloe	Duncan Dynamics Gymnastics Club	10.00	8.900	15	10.00	8.950	7	10.00	8.450	15	10.00	8.850	13	40.00	35.150	13
1384	PHOENIX Avery	Chimo Gymnastics	10.00	9.125	7	10.00	8.250	15	10.00	8.550	13	10.00	9.050	10	40.00	34.975	14
1404	TERRAGNI Braelyn	Chimo Gymnastics	10.00	9.075	9	10.00	8.000	16	10.00	8.650	12	10.00	9.250	5	40.00	34.975	14
2024	SERVAIS Isabella	Nanaimo Gymnastics School	10.00	9.200	4	10.00	9.025	5	10.00	7.700	18	10.00	8.450	16	40.00	34.375	16
2038	EDMONDSON Ava	Nanaimo Gymnastics School	10.00	8.925	14	10.00	7.800	18	10.00	8.500	14	10.00	8.850	13	40.00	34.075	17
2951	MACZULAT Jordan	Port Alberni Gymnastics Academy	10.00	8.400	18	10.00	7.900	17	10.00	8.000	17	10.00	7.875	18	40.00	32.175	18

Generated Wed, 23 May 2018 15:52:41 -0700 in 0.003 seconds by kscore.ca

Garden City 2018
May 19-20
JO 3 2009



#	Athlete	Team	D	Score	Rk	D	Score	Rk	D	Score	Rk	D	Score	Rk	D	Score	Rk
2414	FOKKEMA Briar	Lion's Pride Gymnastics	10.00	8.950	6	10.00	9.375	1	10.00	8.375	8	10.00	9.525	1	40.00	36.225	1
2043	LIMSHUE Aila	Nanaimo Gymnastics School	10.00	9.400	1	10.00	8.650	6	10.00	8.850	1	10.00	9.250	2	40.00	36.150	2
1383	PRANGNELL Sidney	Chimo Gymnastics	10.00	9.275	2	10.00	8.975	3	10.00	8.800	2	10.00	9.100	4	40.00	36.150	2
855	WHITE Honey	Duncan Dynamics Gymnastics Club	10.00	8.900	7	10.00	9.150	2	10.00	8.600	4	10.00	8.875	6	40.00	35.525	4
859	JAY Maika	Duncan Dynamics Gymnastics Club	10.00	9.150	4	10.00	8.800	4	10.00	8.575	5	10.00	8.825	7	40.00	35.350	5
857	BOYDEN Mya	Duncan Dynamics Gymnastics Club	10.00	9.150	4	10.00	8.450	8	10.00	8.475	7	10.00	9.175	3	40.00	35.250	6
1445	PICARD Livia	Nanaimo Gymnastics School	10.00	9.275	2	10.00	7.975	9	10.00	8.725	3	10.00	8.950	5	40.00	34.925	7
2052	CUNNIAN Brynn	Nanaimo Gymnastics School	10.00	8.700	10	10.00	8.700	5	10.00	7.550	9	10.00	8.650	8	40.00	33.600	8
860	BRITTAN Sydney	Duncan Dynamics Gymnastics Club	10.00	8.850	9	10.00	6.750	11	10.00	8.500	6	10.00	8.650	8	40.00	32.750	9
3069	MCGUFFIE-OGASAWARA Miwako	Campbell River Gymnastics Association	10.00	8.150	11	10.00	8.500	7	10.00	6.650	10	10.00	7.100	11	40.00	30.400	10
2045	MCFARLANE Riley	Nanaimo Gymnastics School	10.00	8.875	8	10.00	7.000	10	10.00	5.900	11	10.00	7.350	10	40.00	29.125	11

Generated Wed, 23 May 2018 16:06:50 -0700 in 0.002 seconds by kscore.ca

Garden City 2018

May 19-20

JO 3 2010-11



#	Athlete	Team	D	Score	Rk	D	Score	Rk	D	Score	Rk	D	Score	Rk	D	Score	Rk
218	WILLIAMS Hannah	Delta Gymnastics Society	10.00	9.625	1	10.00	9.375	2	10.00	8.700	4	10.00	9.275	4	40.00	36.975	1
2418	HALLIMAN Tonique	Lion's Pride Gymnastics	10.00	9.500	2	10.00	9.400	1	10.00	8.700	4	10.00	8.950	9	40.00	36.550	2
2416	JAEGER Ava-Marie	Lion's Pride Gymnastics	10.00	9.200	7	10.00	8.875	7	10.00	8.850	2	10.00	9.500	1	40.00	36.425	3
231	GATES Cassia	Delta Gymnastics Society	10.00	8.900	12	10.00	9.000	5	10.00	9.050	1	10.00	9.350	2	40.00	36.300	4
188	BLAIKIE Dawsyn	Falcon Gymnastics	10.00	9.300	4	10.00	9.250	4	10.00	8.025	14	10.00	9.175	5	40.00	35.750	5
854	HEALEY Lucy	Duncan Dynamics Gymnastics Club	10.00	9.425	3	10.00	8.600	9	10.00	8.600	7	10.00	9.025	7	40.00	35.650	6
2417	ROBERTSON Jasmine	Lion's Pride Gymnastics	10.00	8.900	12	10.00	8.950	6	10.00	8.225	11	10.00	9.350	2	40.00	35.425	7
47	CHOW Aerin	Club Aviva	10.00	9.250	6	10.00	8.400	12	10.00	8.550	8	10.00	9.000	8	40.00	35.200	8
213	SEEL Lilliane	Delta Gymnastics Society	10.00	9.100	9	10.00	8.450	11	10.00	8.700	4	10.00	8.875	11	40.00	35.125	9
3458	CALEB Bellaku	Nanaimo Gymnastics School	10.00	9.150	8	10.00	8.225	13	10.00	8.750	3	10.00	8.750	13	40.00	34.875	10
48	GOLDING Betty	Club Aviva	10.00	9.025	10	10.00	8.475	10	10.00	8.100	13	10.00	9.050	6	40.00	34.650	11
233	KILPATRICK Ivy	Delta Gymnastics Society	10.00	8.800	14	10.00	8.825	8	10.00	8.200	12	10.00	8.200	16	40.00	34.025	12
861	TOUSAW Sage	Duncan Dynamics Gymnastics Club	10.00	8.625	16	10.00	7.750	16	10.00	8.300	10	10.00	8.925	10	40.00	33.600	13
2041	HARRIS Abigail	Nanaimo Gymnastics School	10.00	8.350	20	10.00	9.350	3	10.00	7.300	21	10.00	8.200	16	40.00	33.200	14
2551	WIERSBITZKY Briar	Port Alberni Gymnastics Academy	10.00	9.300	4	10.00	7.450	17	10.00	7.400	19	10.00	8.625	14	40.00	32.775	15
863	FOO Yasmin	Duncan Dynamics Gymnastics Club	10.00	8.650	15	10.00	6.925	21	10.00	8.350	9	10.00	8.800	12	40.00	32.725	16
3457	CHALKER Skylah	Nanaimo Gymnastics School	10.00	8.950	11	10.00	8.025	14	10.00	7.700	18	10.00	7.950	19	40.00	32.625	17
1703	PALLAN Sophie	Campbell River Gymnastics Association	10.00	8.350	20	10.00	7.850	15	10.00	7.825	16	10.00	8.550	15	40.00	32.575	18
1707	MULLET Ariana	Campbell River Gymnastics Association	10.00	8.475	18	10.00	7.050	20	10.00	7.750	17	10.00	8.075	18	40.00	31.350	19
1711	FRASER Grace	Campbell River Gymnastics Association	10.00	8.575	17	10.00	7.325	18	10.00	7.325	20	10.00	7.900	20	40.00	31.125	20
1726	STEWART Chloe	Campbell River Gymnastics Association	10.00	8.450	19	10.00	7.150	19	10.00	7.850	15	10.00	7.450	21	40.00	30.900	21

Generated Wed, 23 May 2018 15:52:57 -0700 in 0.003 seconds by kscore.ca

Garden City 2018

May 19-20

JO 4 2005-06




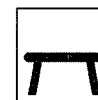
#	Athlete	Team	D	Score	Rk	D	Score	Rk	D	Score	Rk	D	Score	Rk	D	Score	Rk
1704	JOHNSON Shyanne	Campbell River Gymnastics Association	10.00	8.225	6	10.00	9.475	1	10.00	8.850	2	10.00	9.250	1	40.00	35.800	1
159	CAILLET Keira	Falcon Gymnastics	10.00	8.350	4	10.00	8.700	4	10.00	8.900	1	10.00	8.775	3	40.00	34.725	2
1399	RANDALL Paige	Chimo Gymnastics	10.00	8.725	3	10.00	8.700	4	10.00	8.300	8	10.00	8.825	2	40.00	34.550	3
853	MEGEVAND Nirva	Duncan Dynamics Gymnastics Club	10.00	8.325	5	10.00	8.900	2	10.00	8.850	2	10.00	8.400	8	40.00	34.475	4
1705	PONTIOUS Michaela	Campbell River Gymnastics Association	10.00	8.800	2	10.00	8.575	6	10.00	8.450	5	10.00	8.525	6	40.00	34.350	5
1054	PHUNG Lily-Anne	Wayland Sports Maple Ridge	10.00	8.950	1	10.00	8.000	8	10.00	8.450	5	10.00	8.600	5	40.00	34.000	6
2561	BRITTON Danika	Port Alberni Gymnastics Academy	10.00	8.150	7	10.00	8.725	3	10.00	8.375	7	10.00	8.475	7	40.00	33.725	7
2558	RILEY Janie	Port Alberni Gymnastics Academy	10.00	7.875	8	10.00	8.200	7	10.00	8.650	4	10.00	8.725	4	40.00	33.450	8
2560	DEVITO Kyla	Port Alberni Gymnastics Academy	10.00	7.600	10	10.00	7.125	10	10.00	8.275	9	10.00	8.200	9	40.00	31.200	9
2477	GEARMAN Emma	Wayland Sports Maple Ridge	10.00	7.850	9	10.00	7.300	9	10.00	8.125	10	10.00	5.725	10	40.00	29.000	10

Generated Wed, 23 May 2018 15:49:57 -0700 in 0.002 seconds by kscore.ca

Garden City 2018

May 19-20

JO 4 2007



#	Athlete	Team	D			D			D			D			D		
			Score	Rk		Score	Rk		Score	Rk		Score	Rk		Score	Rk	
2474	CARR Lauren	Delta Gymnastics Society	10.00	8.800	3	10.00	8.975	4	10.00	8.850	2	10.00	9.550	1	40.00	36.175	1
168	NGUYEN Olivia	Falcon Gymnastics	10.00	8.825	2	10.00	9.100	2	10.00	8.850	2	10.00	9.350	4	40.00	36.125	2
211	ZONNEVELD Olivia	Delta Gymnastics Society	10.00	8.800	3	10.00	9.100	2	10.00	8.950	1	10.00	9.130	5	40.00	35.980	3
185	WEBSTER Jenna	Falcon Gymnastics	10.00	8.875	1	10.00	9.175	1	10.00	8.050	8	10.00	9.475	3	40.00	35.575	4
1400	BAKER Avery	Chimo Gymnastics	10.00	8.375	6	10.00	8.650	7	10.00	8.150	6	10.00	9.550	1	40.00	34.725	5
2556	HEIMAN Myra	Port Alberni Gymnastics Academy	10.00	8.275	7	10.00	8.700	5	10.00	7.925	9	10.00	8.175	8	40.00	33.075	6
4477	GAVEL Thea	Campbell River Gymnastics Association	10.00	8.050	9	10.00	8.700	5	10.00	8.100	7	10.00	8.100	10	40.00	32.950	7
1058	TRUONG Brianna	Wayland Sports Maple Ridge	10.00	8.800	3	10.00	7.500	11	10.00	7.400	11	10.00	8.900	6	40.00	32.600	8
184	WEBSTER Ava	Falcon Gymnastics	10.00	8.200	8	10.00	8.550	8	10.00	7.650	10	10.00	8.150	9	40.00	32.550	9
1710	LEVINS Ava	Campbell River Gymnastics Association	10.00	7.975	10	10.00	7.925	9	10.00	8.300	5	10.00	8.250	7	40.00	32.450	10
2557	PRICE Annabelle	Port Alberni Gymnastics Academy	10.00	7.300	11	10.00	7.575	10	10.00	8.425	4	10.00	7.850	11	40.00	31.150	11

Generated Wed, 23 May 2018 15:38:19 -0700 in 0.002 seconds by kscore.ca

Garden City 2018
May 19-20
JO 4 2008



#	Athlete	Team	D	Score	Rk	D	Score	Rk	D	Score	Rk	D	Score	Rk	D	Score	Rk
1401	STUVE Taelyn	Chimo Gymnastics	10.00	9.175	2	10.00	9.325	4	10.00	9.100	1	10.00	9.350	2	40.00	36.950	1
160	CHOW Maile	Falcon Gymnastics	10.00	9.225	1	10.00	9.100	6	10.00	8.275	8	10.00	9.575	1	40.00	36.175	2
161	HUBENIG Shelby	Falcon Gymnastics	10.00	8.200	8	10.00	9.425	2	10.00	8.900	2	10.00	9.225	5	40.00	35.750	3
60	MAROM Tayah	Club Aviva	10.00	8.775	4	10.00	9.225	5	10.00	8.750	3	10.00	8.975	9	40.00	35.725	4
1443	ROY Cooper	Nanaimo Gymnastics School	10.00	8.325	5	10.00	9.100	6	10.00	8.700	4	10.00	9.250	4	40.00	35.375	5
68	NICOL Lexi	Club Aviva	10.00	8.875	3	10.00	8.650	9	10.00	8.325	7	10.00	9.350	2	40.00	35.200	6
64	ATKINS Jasmine	Club Aviva	10.00	8.300	7	10.00	9.500	1	10.00	8.100	9	10.00	9.175	7	40.00	35.075	7
1440	QUARRESS Hazel	Nanaimo Gymnastics School	10.00	8.175	9	10.00	8.800	8	10.00	8.100	9	10.00	9.200	6	40.00	34.275	8
308	ELIAS Ella	Club Aviva	10.00	7.700	12	10.00	9.350	3	10.00	8.450	5	10.00	8.500	10	40.00	34.000	9
190	CSAKY Lacey	Falcon Gymnastics	10.00	8.125	10	10.00	8.175	12	10.00	8.400	6	10.00	9.175	7	40.00	33.875	10
197	CHAN Madelyn	Delta Gymnastics Society	10.00	8.325	5	10.00	8.200	11	10.00	8.075	11	10.00	8.150	11	40.00	32.750	11
2555	MOWAT Aslynd	Port Alberni Gymnastics Academy	10.00	7.500	13	10.00	8.250	10	10.00	8.050	12	10.00	7.825	12	40.00	31.625	12
1719	WARD Myah	Campbell River Gymnastics Association	10.00	8.100	11	10.00	7.500	13	10.00	7.925	13	10.00	7.500	13	40.00	31.025	13

Generated Wed, 23 May 2018 15:38:55 -0700 in 0.002 seconds by kscore.ca

Garden City 2018
May 19-20
JO 4 2009-10



#	Athlete	Team	D			D			D			D			D		
			Score	Rk		Score	Rk		Score	Rk		Score	Rk		Score	Rk	
189	LEIBEL Keira	Falcon Gymnastics	10.00	9.475	1	10.00	9.600	1	10.00	8.650	4	10.00	9.625	1	40.00	37.350	1
167	NGUYEN Madison	Falcon Gymnastics	10.00	9.325	2	10.00	9.500	2	10.00	8.800	2	10.00	9.600	2	40.00	37.225	2
66	SINGH-ROMARD Bella	Club Aviva	10.00	8.700	4	10.00	8.750	6	10.00	8.700	3	10.00	9.375	3	40.00	35.525	3
65	KOVACS Gabi	Club Aviva	10.00	8.725	3	10.00	8.800	5	10.00	8.850	1	10.00	8.950	5	40.00	35.325	4
240	HICKLING Madelyn	Delta Gymnastics Society	10.00	8.200	8	10.00	8.950	4	10.00	8.525	6	10.00	9.150	4	40.00	34.825	5
1439	SIMPSON Maddie	Nanaimo Gymnastics School	10.00	8.325	7	10.00	8.200	9	10.00	8.650	4	10.00	8.700	7	40.00	33.875	6
54	SCHMIDT Abby	Club Aviva	10.00	7.950	10	10.00	9.000	3	10.00	8.025	13	10.00	8.625	9	40.00	33.600	7
2553	WHEATLEY Nya	Port Alberni Gymnastics Academy	10.00	8.550	5	10.00	8.025	12	10.00	8.500	7	10.00	8.500	10	40.00	33.575	8
208	THOMAS Sydney	Delta Gymnastics Society	10.00	8.200	8	10.00	7.900	14	10.00	8.350	9	10.00	8.700	7	40.00	33.150	9
1441	CREED Ella	Nanaimo Gymnastics School	10.00	8.450	6	10.00	7.600	15	10.00	8.400	8	10.00	8.325	11	40.00	32.775	10
195	SAMSON Baylee	Delta Gymnastics Society	10.00	7.925	12	10.00	8.075	11	10.00	7.500	16	10.00	8.900	6	40.00	32.400	11
225	MYNOTT Naomi	Delta Gymnastics Society	10.00	7.950	10	10.00	8.400	7	10.00	7.600	14	10.00	8.200	12	40.00	32.150	12
51	MACDOUGALL Kira	Club Aviva	10.00	7.225	15	10.00	8.375	8	10.00	8.225	10	10.00	8.025	14	40.00	31.850	13
49	SLOGAN Kiana	Club Aviva	10.00	7.300	14	10.00	8.200	9	10.00	8.200	11	10.00	8.150	13	40.00	31.850	13
1701	TREE Lila	Campbell River Gymnastics Association	10.00	7.400	13	10.00	8.000	13	10.00	7.600	14	10.00	7.950	15	40.00	30.950	15
2554	LLYOD Victoria	Port Alberni Gymnastics Academy	10.00	7.075	16	10.00	7.300	16	10.00	8.200	11	10.00	7.475	16	40.00	30.050	16

Generated Wed, 23 May 2018 15:39:19 -0700 in 0.004 seconds by kscore.ca

Garden City 2018

May 19-20

JO 5



#	Athlete	Team	D	Score	Rk	D	Score	Rk	D	Score	Rk	D	Score	Rk	D	Score	Rk
67	LORZ Zoe	Club Aviva	10.00	9.350	1	10.00	9.325	2	10.00	9.225	2	10.00	9.325	1	40.00	37.225	1
171	RACHERT Giselle	Falcon Gymnastics	10.00	9.050	4	10.00	9.350	1	10.00	9.200	3	10.00	9.325	1	40.00	36.925	2
186	WIDDOWSON Georgia	Falcon Gymnastics	10.00	9.275	2	10.00	8.925	4	10.00	9.075	4	10.00	9.000	3	40.00	36.275	3
1382	DROBOT Mya	Chimo Gymnastics	10.00	9.200	3	10.00	8.750	7	10.00	8.900	7	10.00	8.950	4	40.00	35.800	4
166	NEILSON Isobel	Falcon Gymnastics	10.00	8.600	8	10.00	8.900	5	10.00	9.350	1	10.00	8.950	4	40.00	35.800	4
851	SAMPSON Caydence	Duncan Dynamics Gymnastics Club	10.00	8.500	10	10.00	8.875	6	10.00	8.675	9	10.00	8.150	13	40.00	34.200	6
1442	COOPER Avery	Nanaimo Gymnastics School	10.00	8.775	6	10.00	7.600	11	10.00	9.025	5	10.00	8.750	7	40.00	34.150	7
1398	MACDONALD Thea	Chimo Gymnastics	10.00	8.375	13	10.00	8.500	9	10.00	8.675	9	10.00	8.600	11	40.00	34.150	7
1437	HOWELL Summer	Nanaimo Gymnastics School	10.00	9.000	5	10.00	7.550	13	10.00	8.975	6	10.00	8.475	12	40.00	34.000	9
1444	BELL Tessa	Nanaimo Gymnastics School	10.00	8.125	16	10.00	9.000	3	10.00	7.850	15	10.00	8.725	8	40.00	33.700	10
3272	WHEATLEY Ayla	Campbell River Gymnastics Association	10.00	8.575	9	10.00	7.775	10	10.00	8.425	12	10.00	8.700	9	40.00	33.475	11
1438	ERLER Sophia	Nanaimo Gymnastics School	10.00	8.425	11	10.00	7.500	14	10.00	8.750	8	10.00	8.775	6	40.00	33.450	12
183	VERDUN Yenay	Falcon Gymnastics	10.00	8.675	7	10.00	8.625	8	10.00	8.450	11	10.00	7.450	16	40.00	33.200	13
1734	DILL Rihanna	Campbell River Gymnastics Association	10.00	8.375	13	10.00	7.400	15	10.00	7.725	16	10.00	8.650	10	40.00	32.150	14
1706	REISE Alexis	Campbell River Gymnastics Association	10.00	8.425	11	10.00	7.575	12	10.00	8.075	14	10.00	7.700	15	40.00	31.775	15
1717	LELLIOT Grace	Campbell River Gymnastics Association	10.00	8.150	15	10.00	7.025	16	10.00	8.275	13	10.00	7.800	14	40.00	31.250	16

Generated Wed, 23 May 2018 15:50:25 -0700 in 0.003 seconds by kscore.ca

Garden City 2018

May 19-20

JO 6 2001-04



#	Athlete	Team	D	Score	Rk	D	Score	Rk	D	Score	Rk	D	Score	Rk	D	Score	Rk
2026	STETAR Abigayle	Nanaimo Gymnastics School	10.00	9.400	2	10.00	9.350	1	10.00	9.300	2	10.00	9.350	2	40.00	37.400	1
1393	MOSSIE Sophia	Chimo Gymnastics	10.00	9.475	1	10.00	9.050	3	10.00	9.375	1	10.00	9.350	2	40.00	37.250	2
2039	GREEN Elise	Nanaimo Gymnastics School	10.00	8.575	7	10.00	8.925	4	10.00	9.250	4	10.00	9.525	1	40.00	36.275	3
1392	OSTERMAN Sheridan	Chimo Gymnastics	10.00	8.850	3	10.00	9.200	2	10.00	8.800	7	10.00	9.025	6	40.00	35.875	4
177	SOLOMONS Lara	Falcon Gymnastics	10.00	8.800	4	10.00	8.200	6	10.00	8.925	5	10.00	9.150	5	40.00	35.075	5
1396	GRAHAM Charlie	Chimo Gymnastics	10.00	8.675	6	10.00	7.775	9	10.00	9.275	3	10.00	9.300	4	40.00	35.025	6
2749	GODDYN Cailey	Campbell River Gymnastics Association	10.00	8.550	8	10.00	8.425	5	10.00	8.350	9	10.00	9.000	7	40.00	34.325	7
2031	WRIGHT Tihanna	Nanaimo Gymnastics School	10.00	8.800	4	10.00	7.875	8	9.70	8.900	6	9.50	8.600	9	39.20	34.175	8
58	OGILVIE Eilidh	Club Aviva	10.00	8.400	9	10.00	8.100	7	10.00	8.475	8	10.00	8.750	8	40.00	33.725	9
2044	GRIMMER Megan	Nanaimo Gymnastics School	10.00	8.200	10	0.00	0.000	10	10.00	8.200	10	9.50	8.600	9	29.50	25.000	10

Generated Wed, 23 May 2018 15:59:40 -0700 in 0.002 seconds by kscore.ca

Garden City 2018
May 19-20
JO 6 2005-06



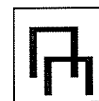
#	Athlete	Team	D			D			D			D			D		
			Score	Rk		Score	Rk		Score	Rk		Score	Rk		Score	Rk	
180	TSUI Gabriela	Falcon Gymnastics	10.00	9.850	2	10.00	9.150	1	10.00	9.150	4	10.00	9.800	1	40.00	37.950	1
85	HODAK McKenzie	Club Aviva	10.00	9.600	3	10.00	9.150	1	10.00	8.825	6	10.00	9.650	5	40.00	37.225	2
173	ROJAS Valentina	Falcon Gymnastics	10.00	9.200	8	10.00	8.875	4	10.00	9.375	1	10.00	9.700	4	40.00	37.150	3
187	WIDDOWSON Julia	Falcon Gymnastics	10.00	9.900	1	10.00	8.200	11	10.00	9.175	3	10.00	9.800	1	40.00	37.075	4
2046	DESCHUTTER Tatum	Nanaimo Gymnastics' School	10.00	9.475	5	10.00	8.650	7	10.00	9.200	2	10.00	9.750	3	40.00	37.075	4
4180	GARRETT Tamsyn	Ortona Gymnastics Club	10.00	8.875	11	10.00	8.625	8	10.00	8.900	5	10.00	9.650	5	40.00	36.050	6
1709	SMITH Alexandra	Campbell River Gymnastics Association	10.00	9.525	4	10.00	8.875	4	10.00	8.225	14	10.00	9.075	12	40.00	35.700	7
323	SARBAN Beatrice	Ortona Gymnastics Club	10.00	9.250	7	10.00	8.925	3	10.00	7.800	17	10.00	9.400	8	40.00	35.375	8
324	WHEATLEY Taryn	Ortona Gymnastics Club	10.00	8.975	10	9.50	7.925	13	10.00	8.575	10	10.00	9.450	7	39.50	34.925	9
328	FRASER Alyssa	Ortona Gymnastics Club	10.00	8.025	15	10.00	8.850	6	10.00	8.700	8	10.00	9.275	9	40.00	34.850	10
329	ACEVEDO Alicia	Ortona Gymnastics Club	10.00	8.550	13	10.00	8.400	9	10.00	8.700	8	10.00	9.200	10	40.00	34.850	10
164	KENDLER Ella	Falcon Gymnastics	10.00	8.750	12	10.00	8.225	10	10.00	8.800	7	10.00	8.750	14	40.00	34.525	12
1714	LEE Ava	Campbell River Gymnastics Association	10.00	9.200	8	10.00	8.000	12	10.00	8.250	13	10.00	9.050	13	40.00	34.500	13
1702	MOVOLD Makena	Campbell River Gymnastics Association	10.00	9.350	6	9.50	7.650	14	10.00	8.400	11	9.50	7.900	17	39.00	33.300	14
325	DIKACZOVA Adrianna	Ortona Gymnastics Club	10.00	8.100	14	10.00	7.575	15	10.00	7.850	16	10.00	9.100	11	40.00	32.625	15
1057	SALCHERT Hannah	Wayland Sports Maple Ridge	10.00	8.025	15	8.70	6.400	16	10.00	8.000	15	10.00	8.150	16	38.70	30.575	16
311	DAVIDOW Julia	Ortona Gymnastics Club	10.00	7.550	17	8.70	6.050	17	10.00	8.350	12	9.50	8.600	15	38.20	30.550	17

Generated Wed, 23 May 2018 15:50:49 -0700 in 0.002 seconds by kscore.ca

Garden City 2018

May 19-20

JO 6 2007



#	Athlete	Team	D	Score	Rk	D	Score	Rk	D	Score	Rk	D	Score	Rk	D	Score	Rk
78	PATTERSON Eva	Club Aviva	10.00	8.825	7	10.00	9.150	1	10.00	9.275	1	10.00	9.500	2	40.00	36.750	1
203	WICKS Kayla	Delta Gymnastics Society	10.00	9.350	2	9.90	8.550	6	10.00	9.275	1	10.00	9.475	3	39.90	36.650	2
320	ONTKEAN Jada	Ortona Gymnastics Club	10.00	9.325	3	10.00	8.975	2	10.00	8.700	6	10.00	9.400	4	40.00	36.400	3
69	CAMARA-BOOTH Mariama	Club Aviva	10.00	9.450	1	10.00	8.800	3	10.00	8.500	9	10.00	9.350	6	40.00	36.100	4
322	JONES Jai'Dean	Ortona Gymnastics Club	10.00	8.150	11	10.00	8.650	5	10.00	9.200	3	10.00	9.625	1	40.00	35.625	5
327	BERGHUYS Zoe	Ortona Gymnastics Club	10.00	9.325	3	10.00	8.200	10	10.00	8.700	6	10.00	9.125	8	40.00	35.350	6
318	DIXON Katherine	Ortona Gymnastics Club	10.00	8.850	6	10.00	8.725	4	10.00	8.300	11	10.00	9.375	5	40.00	35.250	7
317	WALKER Thea	Ortona Gymnastics Club	10.00	8.125	12	10.00	8.550	6	10.00	9.150	4	10.00	9.275	7	40.00	35.100	8
3017	BITTENCOURT Sophia	Falcon Gymnastics	10.00	8.975	5	10.00	8.525	8	10.00	8.350	10	10.00	9.050	10	40.00	34.900	9
321	O'HEARN Megan	Ortona Gymnastics Club	10.00	8.500	8	10.00	8.425	9	10.00	8.675	8	10.00	9.075	9	40.00	34.675	10
326	PASEMKO Leyna	Ortona Gymnastics Club	10.00	8.500	8	9.50	8.100	11	10.00	9.025	5	9.40	8.375	12	38.90	34.000	11
3453	PICARD Emie	Nanaimo Gymnastics School	10.00	8.200	10	10.00	8.100	11	10.00	8.050	12	10.00	8.975	11	40.00	33.325	12

Generated Wed, 23 May 2018 15:51:17 -0700 in 0.002 seconds by kscore.ca

Garden City 2018

May 19-20

JO 7 2002-05



#	Athlete	Team	D	Score	Rk	D	Score	Rk	D	Score	Rk	D	Score	Rk	D	Score	Rk
179	TELFORD Karley	Falcon Gymnastics	10.00	9.575	1	10.00	8.700	2	10.00	9.400	1	10.00	9.475	1	40.00	37.150	1
172	REILLY Jordan	Falcon Gymnastics	10.00	9.275	2	10.00	8.700	2	10.00	9.100	2	10.00	9.150	9	40.00	36.225	2
4172	LANGFORD Alison	Ortona Gymnastics Club	10.00	8.825	9	10.00	8.300	9	10.00	8.950	3	10.00	9.325	5	40.00	35.400	3
4173	DOZOIS Emilie	Ortona Gymnastics Club	10.00	8.625	10	9.50	8.850	1	10.00	8.550	5	10.00	9.250	6	39.50	35.275	4
2037	ZUCCARO Rachel	Nanaimo Gymnastics School	10.00	9.150	5	10.00	8.450	6	9.50	8.200	7	10.00	9.450	2	39.50	35.250	5
1386	WOLFE Emma	Chimo Gymnastics	10.00	9.100	6	10.00	8.650	4	9.30	8.000	9	10.00	9.350	4	39.30	35.100	6
1381	PAQUETTE PARKER Taylor	Chimo Gymnastics	10.00	9.250	3	9.50	8.600	5	9.20	7.750	11	10.00	9.400	3	38.70	35.000	7
1388	DEBALINHARD Jessie	Chimo Gymnastics	10.00	9.225	4	10.00	7.950	10	10.00	8.300	6	10.00	9.200	8	40.00	34.675	8
2040	VINCENT Aylan	Nanaimo Gymnastics School	10.00	8.600	11	10.00	8.400	8	10.00	8.600	4	10.00	8.900	12	40.00	34.500	9
210	SNOW Kelsey	Delta Gymnastics Society	10.00	8.900	8	9.50	7.650	12	9.50	8.200	7	10.00	9.250	6	39.00	34.000	10
162	HUTCHESON Jessica	Falcon Gymnastics	10.00	8.400	12	10.00	8.450	6	10.00	7.850	10	10.00	8.950	11	40.00	33.650	11
1030	MICHAEL Isabella	Campbell River Gymnastics Association	10.00	8.950	7	9.50	7.750	11	9.20	7.450	12	10.00	9.125	10	38.70	33.275	12
5000	SCHMIDT Georgia	Falcon Gymnastics	0.00	0.000	13	0.00	0.000	13	0.00	0.000	13	9.00	8.050	13	9.00	8.050	13

Generated Wed, 23 May 2018 15:51:37 -0700 in 0.003 seconds by kscore.ca

Garden City 2018

May 19-20

JO 7 2006-10



#	Athlete	Team	D	Score	Rk	D	Score	Rk	D	Score	Rk	D	Score	Rk	D	Score	Rk
216	HOOlseMA Gabriela	Delta Gymnastics Society	10.00	9.400	2	10.00	8.850	5	10.00	9.500	1	10.00	9.550	3	40.00	37.300	1
1387	CERIA Malaiah	Chimo Gymnastics	10.00	9.350	3	9.50	8.650	7	10.00	9.200	3	10.00	9.625	1	39.50	36.825	2
2051	HUSBAND Ella	Nanaimo Gymnastics School	10.00	8.900	5	10.00	9.100	1	10.00	9.075	4	10.00	9.225	5	40.00	36.300	3
199	KWAN Allison	Delta Gymnastics Society	10.00	9.000	4	10.00	8.100	8	10.00	9.350	2	10.00	9.625	1	40.00	36.075	4
4175	FORTIN Karina	Ortona Gymnastics Club	10.00	9.500	1	10.00	8.950	3	9.50	8.375	7	10.00	9.150	7	39.50	35.975	5
2042	WHITE Makayla	Nanaimo Gymnastics School	10.00	8.750	7	10.00	8.850	5	10.00	8.700	5	10.00	9.350	4	40.00	35.650	6
1708	WILSON Jadea	Campbell River Gymnastics Association	10.00	8.650	8	10.00	9.000	2	10.00	8.400	6	10.00	9.200	6	40.00	35.250	7
4182	LECHUK Winter	Ortona Gymnastics Club	10.00	8.850	6	10.00	8.925	4	10.00	8.375	7	10.00	8.450	10	40.00	34.600	8
849	YAREMYN Khrystyna	Duncan Dynamics Gymnastics Club	10.00	8.400	9	10.00	7.800	10	9.50	7.850	10	10.00	9.075	8	39.50	33.125	9
1385	SAMPLE Hailey	Chimo Gymnastics	10.00	8.100	10	10.00	8.050	9	10.00	7.975	9	10.00	8.775	9	40.00	32.900	10

Generated Wed, 23 May 2018 16:00:31 -0700 in 0.002 seconds by kscore.ca

Garden City 2018
May 19-20
JO 8



#	Athlete	Team	D			D			D			D			D		
			Score	Rk		Score	Rk		Score	Rk		Score	Rk		Score	Rk	
3068	SOMMER Hannah	Campbell River Gymnastics Association	10.00	9.350	1	10.00	9.150	2	10.00	8.500	4	10.00	9.125	7	40.00	36.125	1
169	OLYNYK Jaidyn	Falcon Gymnastics	10.00	9.225	3	10.00	8.400	8	10.00	9.200	1	10.00	9.250	4	40.00	36.075	2
4171	FORBES Alexandra	Ortona Gymnastics Club	10.00	9.250	2	10.00	9.200	1	10.00	8.275	7	10.00	9.075	9	40.00	35.800	3
182	VERDUN Inez	Falcon Gymnastics	10.00	9.150	4	9.50	8.350	10	10.00	8.850	2	10.00	8.950	11	39.50	35.300	4
2029	JONES Samantha	Nanaimo Gymnastics School	10.00	8.800	7	10.00	8.675	6	9.50	8.200	8	10.00	9.550	2	39.50	35.225	5
4178	GALENZA Madison	Ortona Gymnastics Club	10.00	8.975	6	10.00	8.150	11	10.00	8.625	3	10.00	9.450	3	40.00	35.200	6
223	LAPPIN Ava	Delta Gymnastics Society	10.00	9.050	5	9.50	8.400	8	10.00	8.400	6	10.00	9.250	4	39.50	35.100	7
2027	VANDEN-ELSEN Mylah	Nanaimo Gymnastics School	10.00	8.500	9	10.00	8.450	7	9.50	8.450	5	10.00	9.675	1	39.50	35.075	8
2028	SCOTT Julie	Nanaimo Gymnastics School	10.00	8.450	10	10.00	8.925	4	9.70	8.200	8	10.00	9.125	7	39.70	34.700	9
4177	SKELLY Maddison	Ortona Gymnastics Club	10.00	8.400	11	10.00	8.850	5	10.00	8.200	8	10.00	9.150	6	40.00	34.600	10
4174	JANZEN Jewel	Ortona Gymnastics Club	10.00	7.750	13	10.00	8.950	3	9.20	7.800	12	10.00	9.075	9	39.20	33.575	11
3452	SNIKKERS Nya	Nanaimo Gymnastics School	10.00	8.575	8	10.00	7.550	14	9.40	7.650	13	10.00	8.875	12	39.40	32.650	12
2893	MIDDLESTEAD Cassandra	Klahhane Gymnastics	10.00	7.850	12	10.00	7.650	12	10.00	8.175	11	10.00	8.775	13	40.00	32.450	13
4176	MOREL Katrina	Ortona Gymnastics Club	10.00	7.200	14	10.00	7.650	12	9.20	7.650	13	0.00	0.000	14	29.20	22.500	14

Generated Wed, 23 May 2018 16:00:03 -0700 in 0.002 seconds by kscore.ca